

VITA Fireplaces

North American Designed & Manufactured by **CF + D** | custom fireplace design



52" See-Thru

Built-In Linear Fireplace with Vapor-Fire Burner

LAYOUT DRAWING

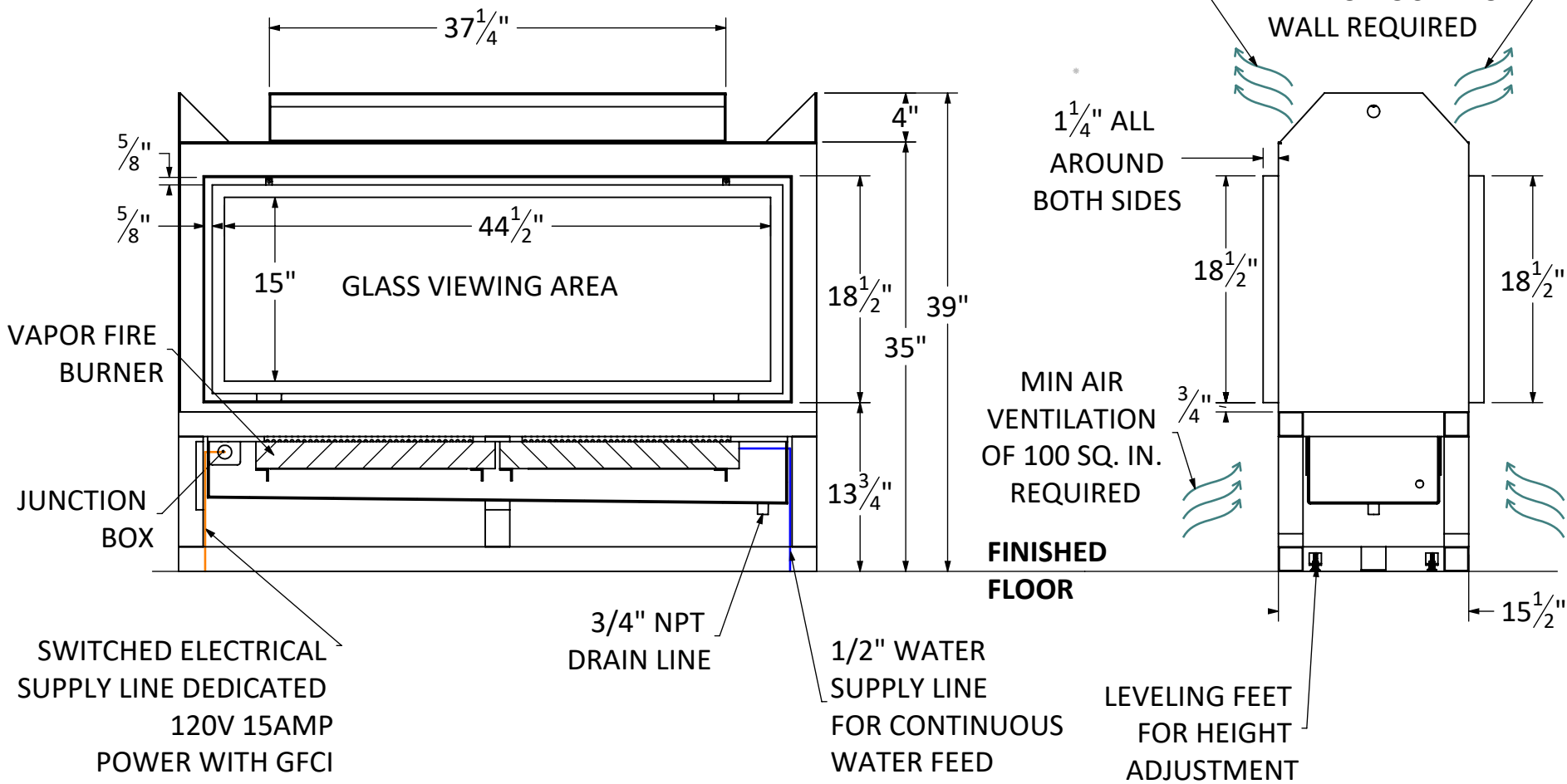
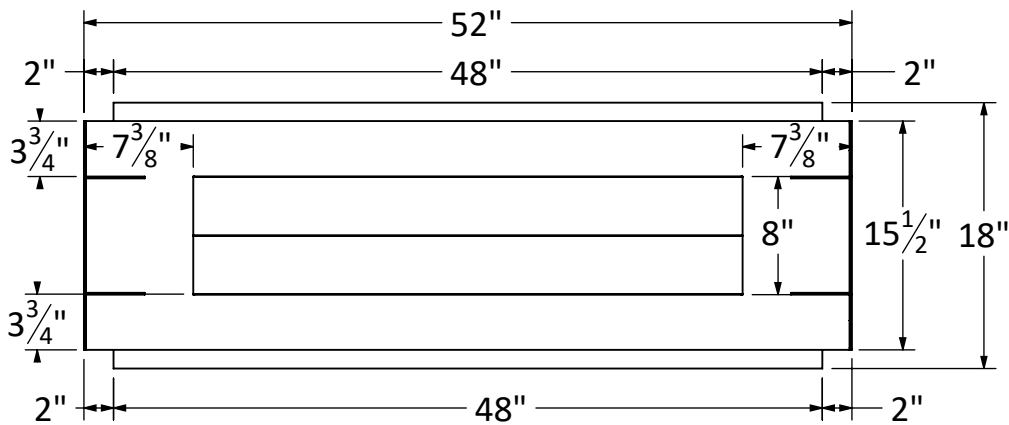
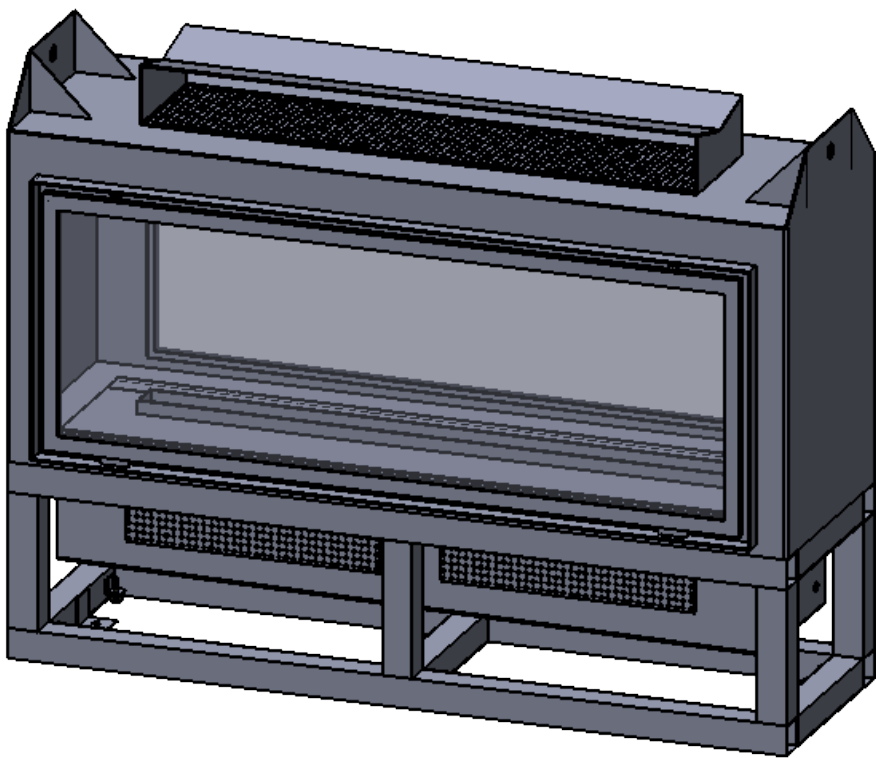
03/20/19

CF + D | custom fireplace design

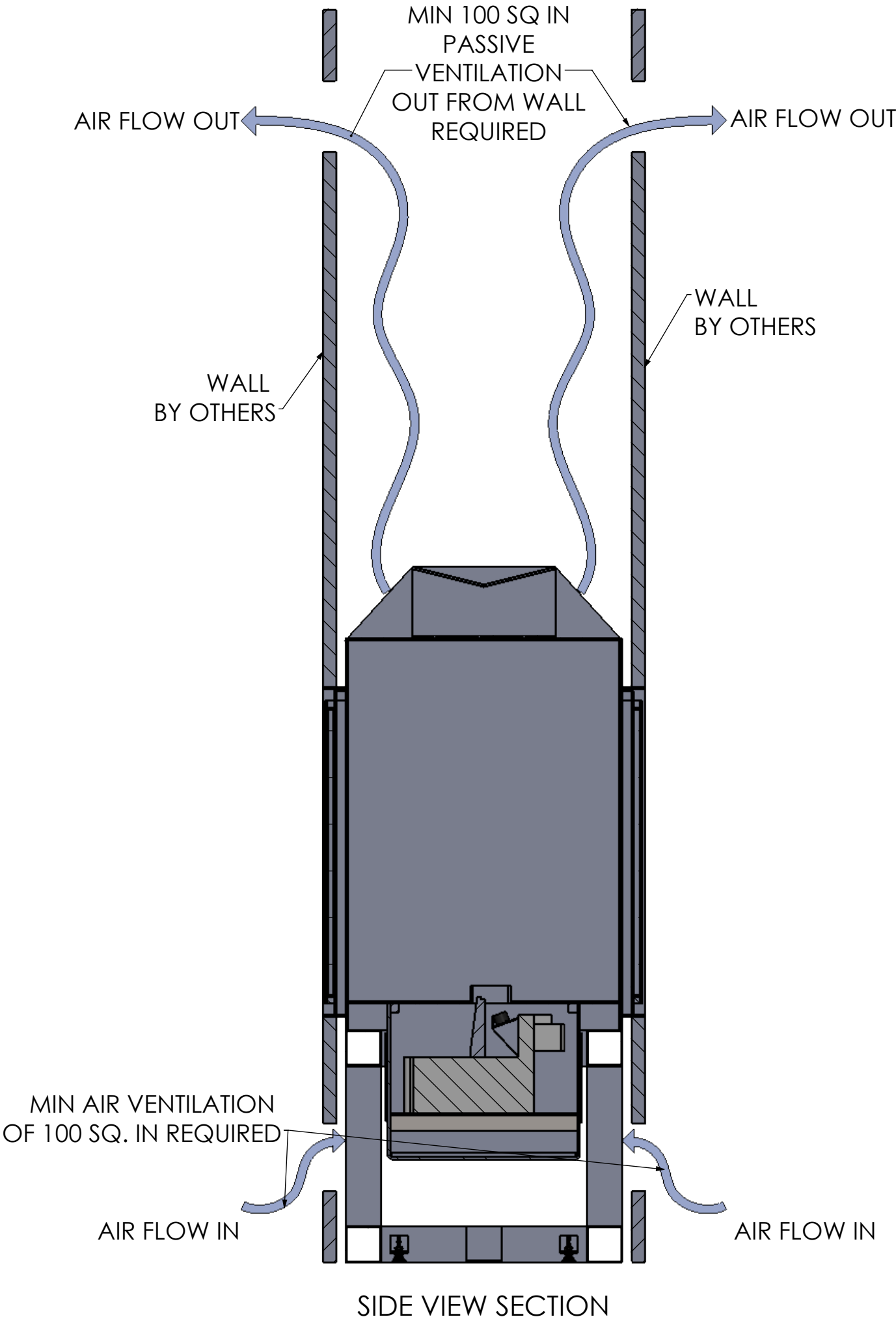
www.customfireplacedesign.com

VITA Fireplaces

52" See-Thru Built-In Linear Fireplace with Vapor-Fire Burner



Fireplace Weight	305 lbs. approx.	UNLESS OTHERWISE SPECIFIED: DIMENSIONS ARE IN INCHES TOLERANCES: FRACTIONAL ± ANGULAR: MACH ± BEND ± TWO PLACE DECIMAL ± THREE PLACE DECIMAL ± INTERPRET GEOMETRIC TOLERANCING PER: MATERIAL FINISH DO NOT SCALE DRAWING		NAME	DATE	MODEL: 52" See-Thru			
Burner	1 x CDFI 1000P		DRAWN	MP	3/20/2019	TITLE: LAYOUT DRAWING			
Total Burner Length	40" Vapor-Fire Burner		CHECKED	MV	3/20/2019				
Airflow Requirements	100 Sq. Inches		ENG APPR.						
			MFG APPR.						
			Q.A.						
PROPRIETARY AND CONFIDENTIAL THE INFORMATION CONTAINED IN THIS DRAWING IS THE SOLE PROPERTY OF CUSTOM FIREPLACE DESIGN INC. ANY REPRODUCTION IN PART OR AS A WHOLE WITHOUT THE WRITTEN PERMISSION OF CUSTOM FIREPLACE DESIGN INC. IS PROHIBITED.			CF + D CUSTOM FIREPLACE DESIGN INC. 5230 HARVESTER RD. UNIT # 2 BURLINGTON, ONTARIO CANADA L7L 4X4 PHONE: 905-681-3070 FAX: 905-681-8697			SIZE A	DWG. NO. LVF-04		REV 0
						SCALE: NTS			SHEET 2 OF 3



SIDE VIEW SECTION

VITA Fireplaces
52" See-Thru Built-In Linear Fireplace with Vapor-Fire Burner
Product Information

- Vapor-Fire burner technology
- Realistic flame without heat
- No venting requirements
- Safe to the touch
- Fueled by regular tap water
- 120 Volt 15 Amp-GFCI
- All fireplaces come in black matte finish
- Custom colors and patina finishes available
- Heat available
- 2" framing clearance required for installation

WATER SOURCE OPTIONS

- OPTION 1: Plumbed-In to main source water line, 1/2" reduced to 1/4" factory set connection.
- OPTION 2: Removable 1L container for manual fill approx. 8-10 hour burn time.

Recommended: 1 1/2" floor drain or condensate pump for potential leak management.

Note: Exact measurements may vary ±1/2".

North American Designed & Manufactured
by
CF + D | custom fireplace design

PROPRIETARY AND CONFIDENTIAL
THE INFORMATION CONTAINED IN THIS DRAWING IS THE SOLE PROPERTY OF CUSTOM FIREPLACE DESIGN INC.
ANY REPRODUCTION IN PART OR AS A WHOLE WITHOUT THE WRITTEN PERMISSION OF CUSTOM FIREPLACE DESIGN INC.
IS PROHIBITED.

UNLESS OTHERWISE SPECIFIED:		NAME	DATE	MODEL: 52" See-Thru	
DIMENSIONS ARE IN INCHES TOLERANCES: FRACTIONAL ± ANGULAR: MACH ± BEND ± TWO PLACE DECIMAL ± THREE PLACE DECIMAL ±	DRAWN	MP	3/20/2019	TITLE: AIRFLOW REQUIREMENT	
	CHECKED	MV	3/20/2019		
	ENG APPR.				
	MFG APPR.				
INTERPRET GEOMETRIC TOLERANCING PER:	Q.A.			SIZE DWG. NO. REV A LVF-04 0	
MATERIAL	CF + D CUSTOM FIREPLACE DESIGN INC. 5230 HARVESTER RD. UNIT # 2 BURLINGTON, ONTARIO CANADA L7L 4X4 PHONE: 905-681-3070 FAX: 905-681-8697				
FINISH					
DO NOT SCALE DRAWING					
SCALE : NTS					SHEET 3 OF 3