

VITA | Fireplaces

North American Designed & Manufactured by **CF + D** | custom fireplace design



GIOIA Single-Sided | Suspended Gas Fireplace



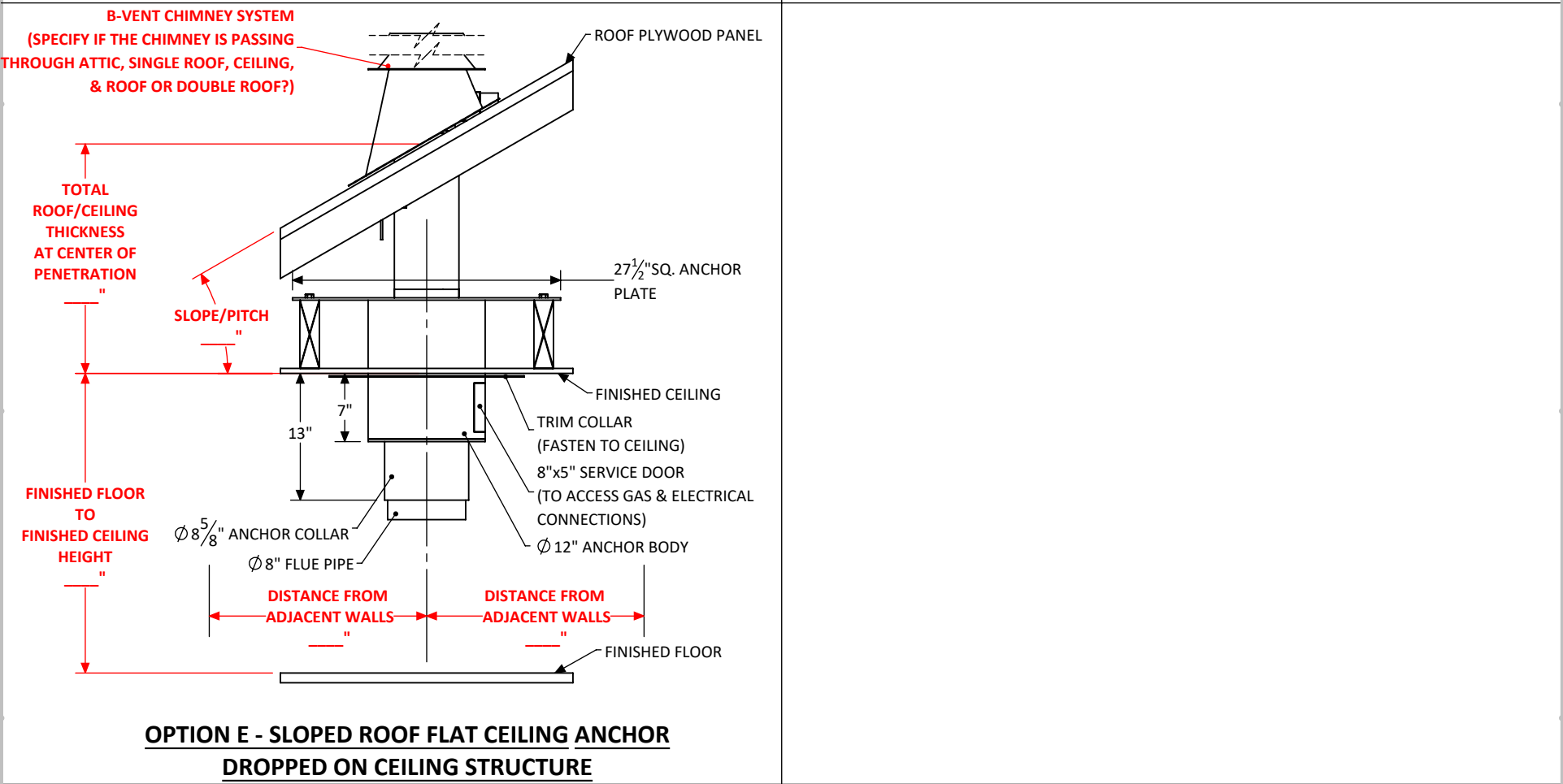
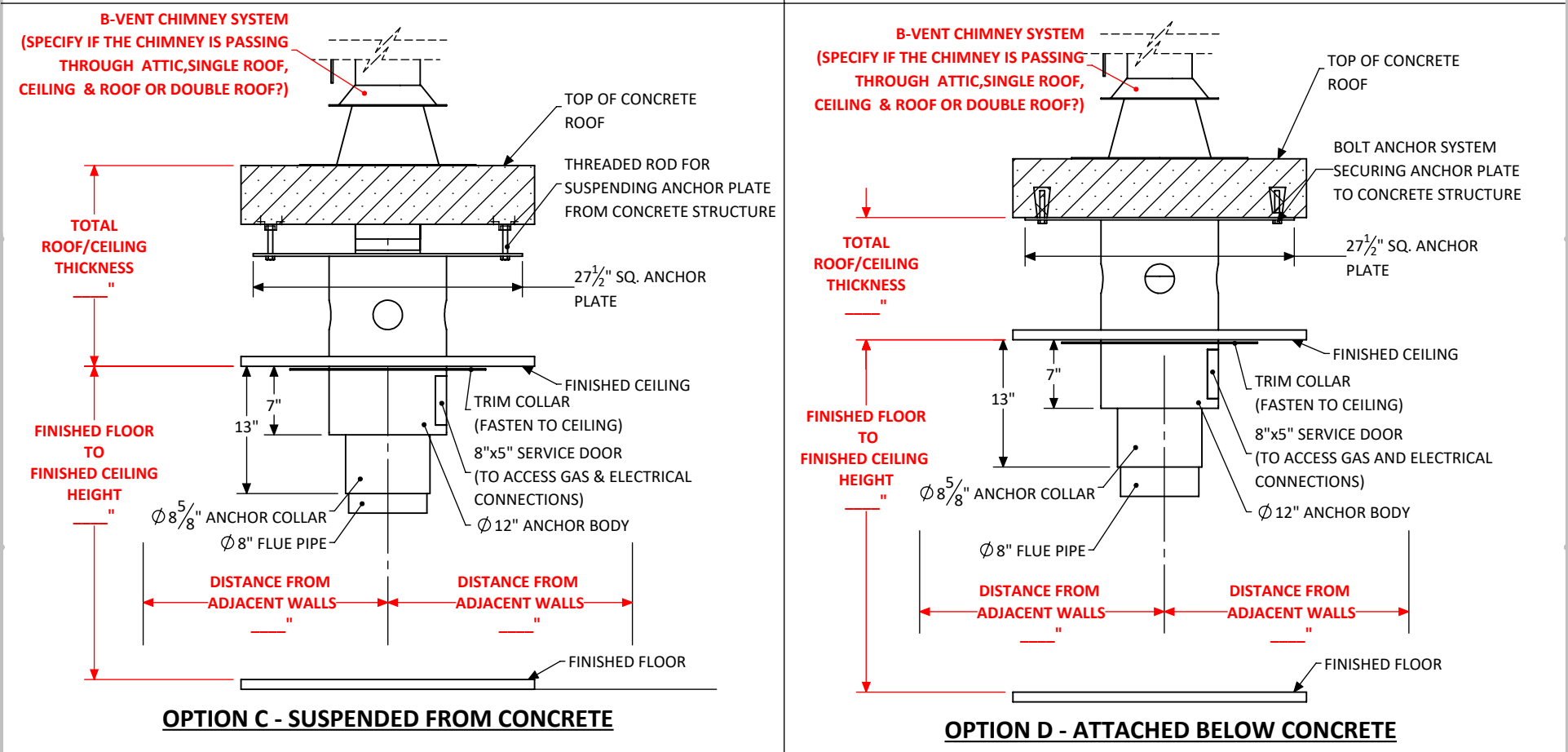
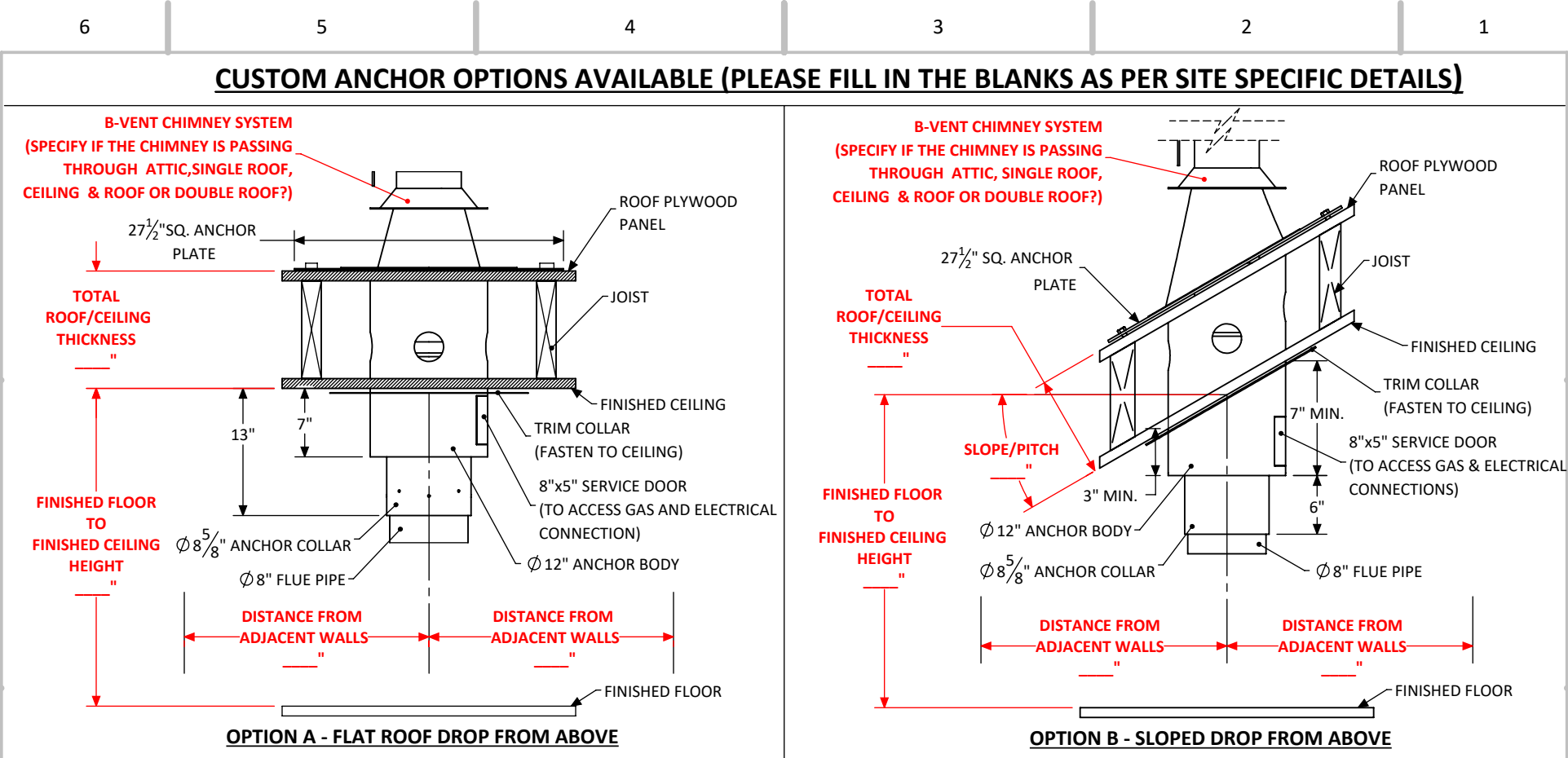
Fireplaces have been tested and proved to comply with ANSI Z21.50/CSA 2.22
Vented Gas Fireplace. Certified under: ICC-ES PMG-1290

PRODUCT LAYOUT PACKAGE (VERTICAL TERMINATION)

2020-06-26

CF + D | custom fireplace design

www.customfireplacedesign.com



North American Designed & Manufactured by:

CF + D

custom fireplace design

5230 Harvester Rd. Unit # 2 Burlington, Ontario Canada L7L 4X4
Phone: 905 681-3070 Fax: 905 681-8697

PROJECT
GIOIA Single-Sided | Suspended Gas Fireplace

UNLESS OTHERWISE SPECIFIED
DIMENSIONS ARE IN INCHES
TOLERANCES:
FRACTIONAL ± 1/16
ANGULAR: MACH ± 1° BEND ± 0.5°
TWO PLACE DECIMAL ± 0.01
THREE PLACE DECIMAL ± 0.005

DESCRIPTION
Anchor Options

	NAME	DATE (mm/dd/yyyy)
DRAWN	pjani	2020-06-21
CHECKED	MV	2020-06-21
APPROVED	--	NA

SIZE **B** SHEET 4 OF 7 DO NOT SCALE DRAWING

REV
0

PROPRIETARY AND CONFIDENTIAL
THE INFORMATION CONTAINED IN THIS DRAWING IS THE SOLE PROPERTY OF CUSTOM FIREPLACE DESIGN.
ANY REPRODUCTION IN PART OR AS A WHOLE WITHOUT THE WRITTEN PERMISSION OF CUSTOM FIREPLACE DESIGN IS PROHIBITED.

CLEARANCE TO COMBUSTIBLES

FRONT ELEVATION

TOP VIEW

FRONT OF THE FIREPLACE

CLEARANCE TO COMBUSTIBLES AROUND FIREPLACE BODY

CLEARANCE TO COMBUSTIBLES AT CEILING AND ROOF

NOT RECOMMENDED TO WRAP ANY COMBUSTIBLE MATERIAL AROUND FLUE OR ANCHOR PIPE

24" MIN. ABOVE THE ROOF EXIT

12" MIN.

12"

12"

12"

12"

1"

1"

1"

1"

ROOF

FINISHED CEILING

BACKWALL

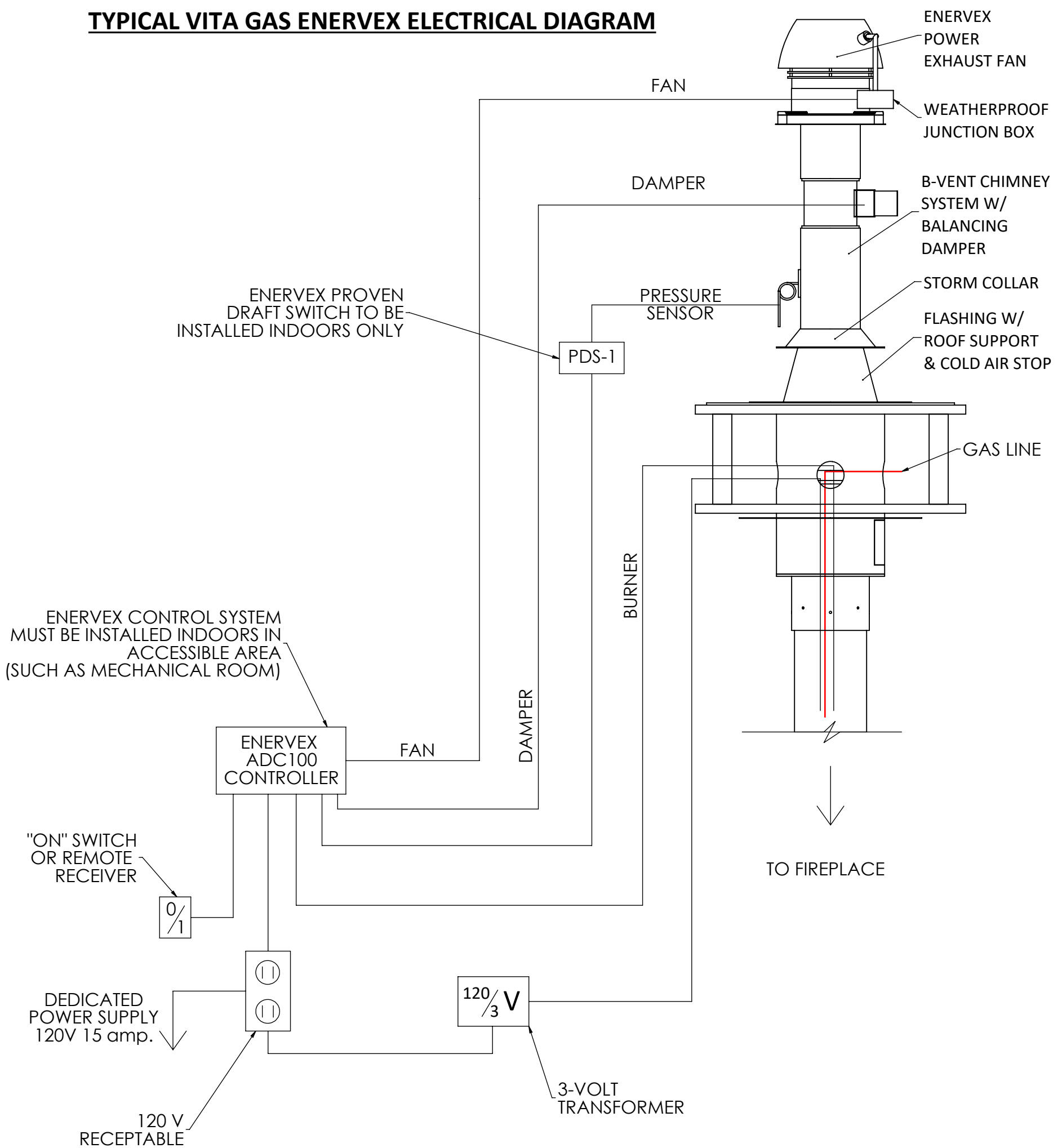
SIDEWALL

SIDEWALL

CLEARANCE TO COMBUSTIBLES:

1. 12" from floor to the bottom of the fireplace.
2. A minimum 12" distance between a combustible wall and fireplace body is required.
3. 1" where the anchor or flue crosses the ceiling & roof.

TYPICAL VITA GAS ENERVEX ELECTRICAL DIAGRAM



SCHEMATIC ENERVEX SYSTEM
AS PER ENERVEX MANUALS/MEP
REQUIREMENTS

SEE PAGE 11 OF ENERVEX ADC100
MANUAL

North American Designed & Manufactured by:

$$CF + D$$

5230 Harvester Rd. Unit # 2 Burlington, Ontario Canada L7L 4X4
Phone: 905 681-3070 Fax: 905 681-8697

PROPRIETARY AND CONFIDENTIAL

THE INFORMATION CONTAINED IN THIS DRAWING IS THE SOLE PROPERTY OF CUSTOM FIREPLACE DESIGN.
ANY REPRODUCTION IN PART OR AS A WHOLE WITHOUT THE WRITTEN PERMISSION OF CUSTOM FIREPLACE DESIGN IS PROHIBITED.

PROJECT

GLOIA Single-Sided | Suspended Gas Fireplace

UNLESS OTHERWISE SPECIFIED

DIMENSIONS ARE IN INCHES

TOLERANCES:

FRACTIONAL $\pm 1/16$

ANGULAR: MACH $\pm 1^\circ$ BEND $\pm 0.5^\circ$
TWO PLACE DECIMAL ± 0.01

TWO PLACE DECIMAL ± 0.01
THREE PLACE DECIMAL ± 0.005

SIZE **B** SHEET 6 OF 7

7 DO NOT SCALE DRAWING

DESCRIPTION
Electrical Diagram

--	--

NAME _____

DATE
(mm/dd/yyyy)

DRAWN

mpanchal

2020-06-26

CHECKED

MV

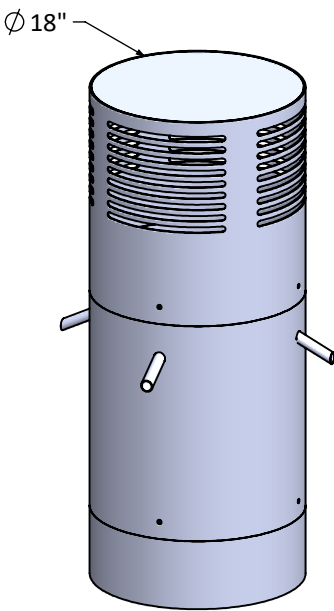
2020-06-26

REV

9

A

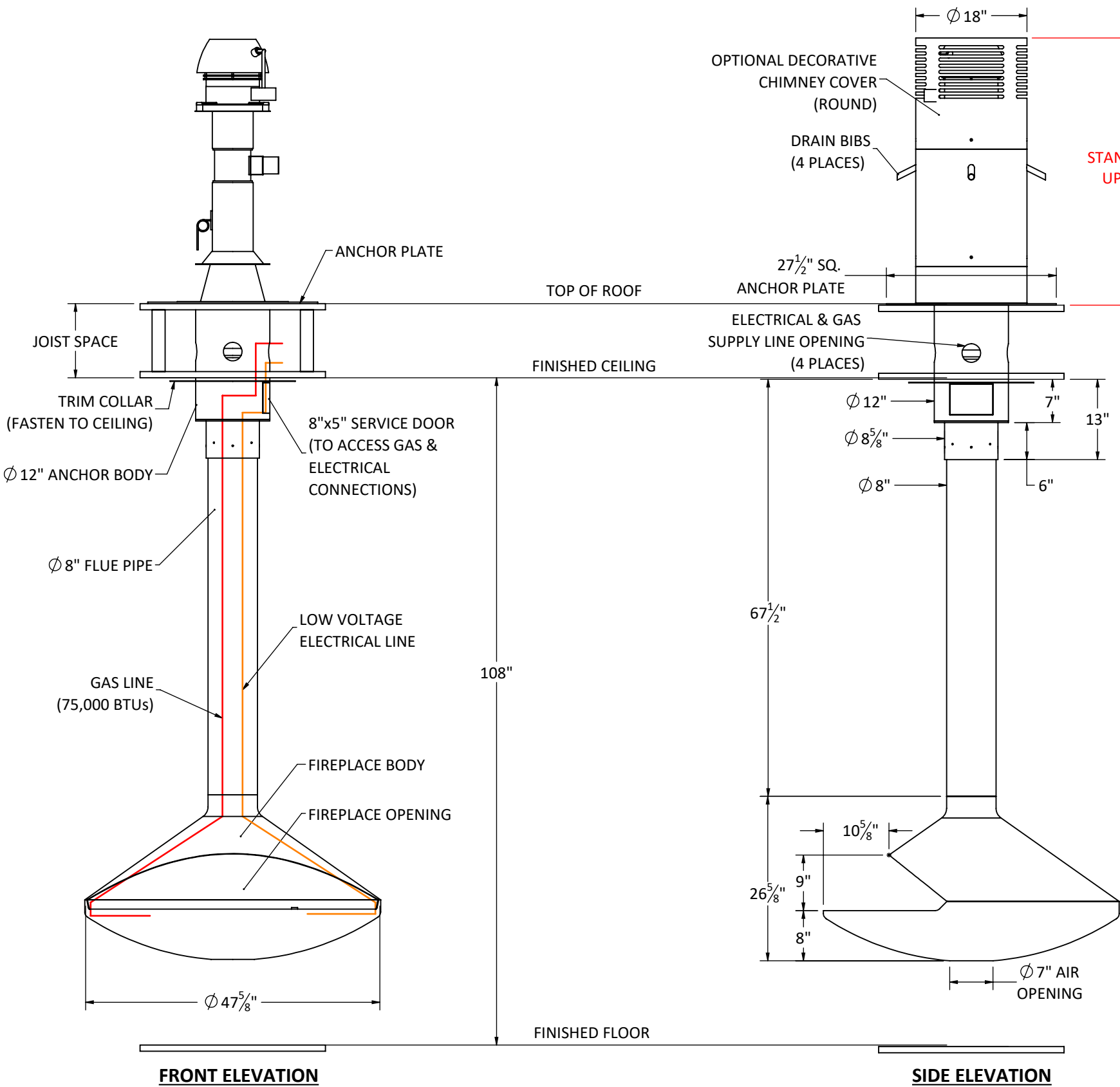
OPTIONAL DECORATIVE CHIMNEY COVER (ROUND)



(STANDARD SIZE UP TO 5 FT.)

WITHOUT DECORATIVE CHIMNEY COVER

WITH DECORATIVE CHIMNEY COVER



FRONT ELEVATION

SIDE ELEVATION

Shown with Standard 9 ft. Flat Ceiling Application & Gas Burner Custom Lengths & Anchor Options Available

North American Designed & Manufactured by:

CF + D

custom fireplace design

5230 Harvester Rd. Unit # 2 Burlington, Ontario Canada L7L 4X4
Phone: 905 681-3070 Fax: 905 681-8697

PROJECT
GIOIA Single-Sided | Suspended Gas Fireplace

UNLESS OTHERWISE SPECIFIED

DIMENSIONS ARE IN INCHES
TOLERANCES:
FRACTIONAL $\pm 1/16$
ANGULAR: MACH $\pm 1^\circ$ BEND $\pm 0.5^\circ$
TWO PLACE DECIMAL ± 0.01
THREE PLACE DECIMAL ± 0.005



DESCRIPTION
Decorative Cover

	NAME	DATE (mm/dd/yyyy)
DRAWN	mpanchal	2020-06-26
CHECKED	MV	2020-06-26

SIZE B SHEET 7 OF 7

DO NOT SCALE DRAWING

APPROVED

--

NA

REV
0

A

PROPRIETARY AND CONFIDENTIAL
THE INFORMATION CONTAINED IN THIS DRAWING IS THE SOLE PROPERTY OF CUSTOM FIREPLACE DESIGN.
ANY REPRODUCTION IN PART OR AS A WHOLE WITHOUT THE WRITTEN PERMISSION OF CUSTOM FIREPLACE DESIGN IS PROHIBITED.